



DIFFERENCE?




BUILD AN IGLOO

You can build an igloo in your kitchen!

MATERIALS: Canned white frosting, sugar crystal tablets (use the ones that are rectangular-shaped, rather than cubes).



1. Cover a piece of cardboard with aluminum foil.



2. Spread some frosting in a circle on the foil.



3. Follow the directions on pages 6 and 7 for building an igloo. Be sure to lean the sugar slabs slightly inward.



4. On top of each layer of sugar, spread some frosting with your fingers.



5. Fill in any cracks with frosting.



6. You can leave the top open for a chimney and remove one piece of sugar on the first level for a door.

WHERE IN THE WORLD?

You wouldn't expect to see a chalet in China. But where would you find one? Draw a line connecting the type of shelter with the place where it would most likely be found.

CHALET

IGLUVIGAK

TEPEE

YURT

SAMPAN

BEEHIVE HOUSE

MONGOLIA

SWITZERLAND

SYRIA

U.S.A.

ARCTIC

HONG KONG